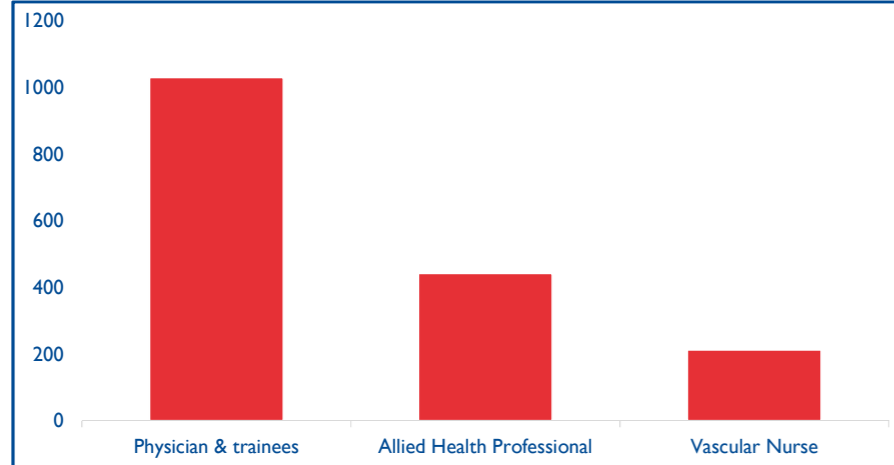


Statistics

Participants by Category

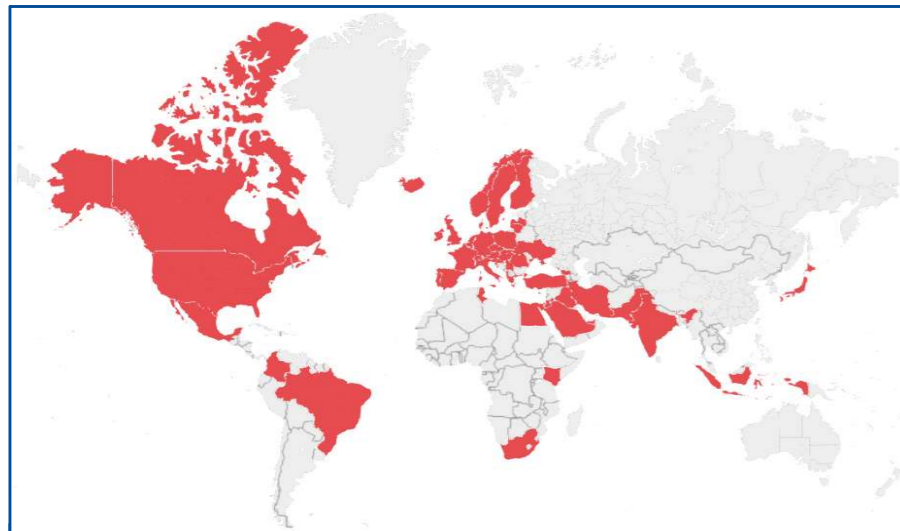


1690

Total Participants

| | | |
|----------------------------|------|-------|
| Physician & trainees | 1032 | 61,1% |
| Allied Health Professional | 444 | 26,3% |
| Vascular Nurse | 214 | 12,7% |

Participants: Geographical breakdown



55

Countries

| | | |
|---------------|------|-------|
| Europe | 1391 | 82,3% |
| Asia | 244 | 14,4% |
| North America | 26 | 1,5% |
| Africa | 25 | 1,5% |
| South America | 4 | 0,2% |
| Oceania | 0 | 0,0% |

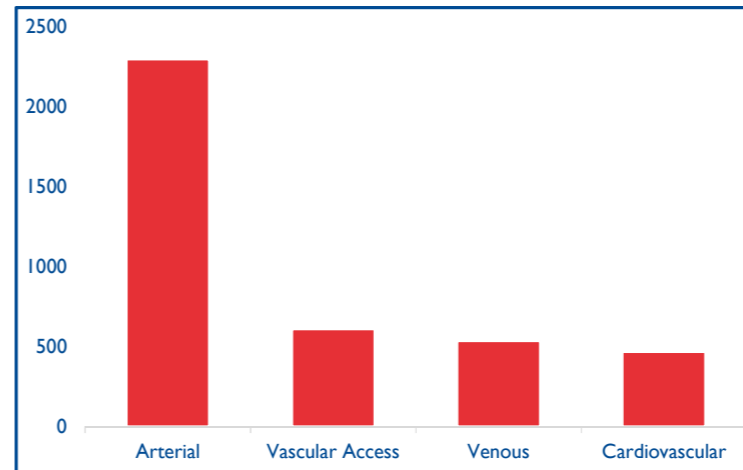
Partners



41

Partners

Workshop seats

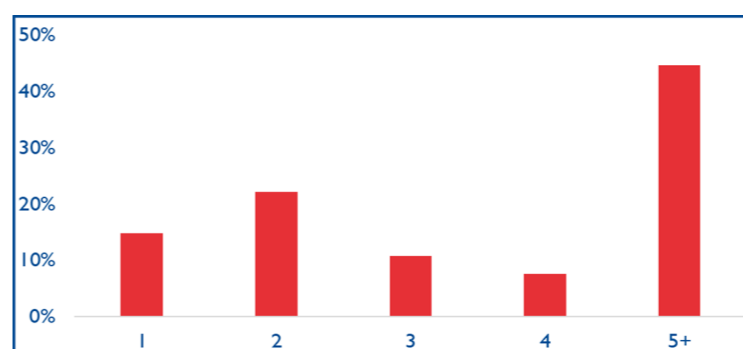


333

Workshops

| | Workshop seats |
|-----------------|----------------|
| Arterial | 2298 |
| Vascular Access | 609 |
| Venous | 536 |
| Cardiovascular | 468 |
| Total | 3911 |

Workshop bookings per participant



- Albania
- Brazil
- Croatia
- Denmark
- France
- Greece
- Iceland
- Iran
- Israel
- Jordan
- Lithuania
- Netherlands
- Poland
- Saudi Arabia
- Slovakia
- Spain
- Tunisia
- United Kingdom
- Austria
- Canada
- Cyprus
- Egypt
- Georgia
- Hong Kong
- India
- Iraq
- Italy
- Kenya
- Mexico
- Norway
- Portugal
- Serbia
- Slovenia
- Sweden
- Turkey
- United States of America
- Belgium
- Colombia
- Czech Republic
- Finland
- Germany
- Hungary
- Indonesia
- Ireland
- Japan
- Latvia
- Monaco
- Pakistan
- Romania
- Singapore
- South Africa
- Switzerland
- Ukraine
- Yemen