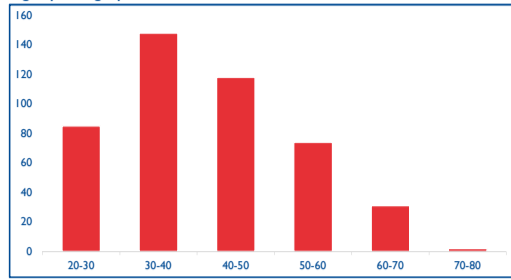


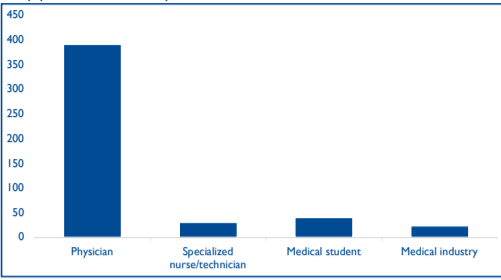
Age by Category



41
Age (Mean)

Age Category	Percentage
20-30	18,6%
30-40	32,3%
40-50	25,8%
50-60	16,2%
60-70	6,8%
70-80	0,4%

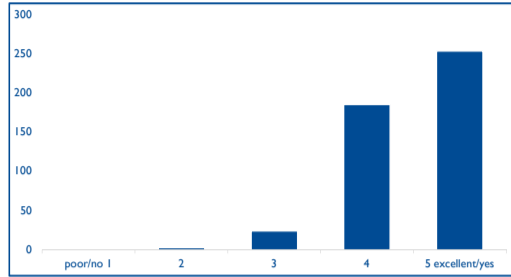
My professional activity is:



87,0%
Health Care Providers

Professional Activity	Percentage
Physician	80,7%
Specialized nurse/technician	6,2%
Medical student	8,3%
Medical industry	4,8%

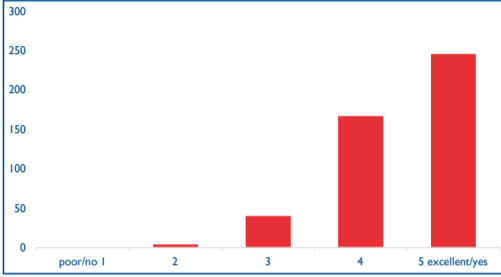
How do you rate the content of this year's EVC in general?



94,2%
% Good / Excellent (score 4/5 or 5/5)

Rating	Percentage
1	0,0%
2	0,6%
3	5,2%
4	39,8%
5 excellent/yes	54,4%

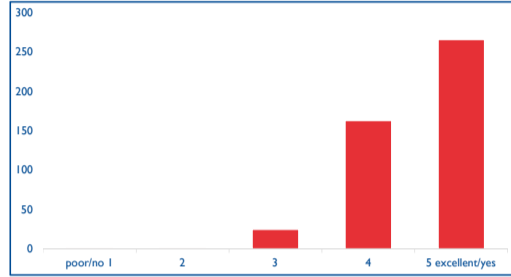
Did the event fulfil your educational goals and expected learning outcomes?



89,8%
% Good / Excellent (score 4/5 or 5/5)

Rating	Percentage
1	0,2%
2	1,1%
3	8,9%
4	36,4%
5 excellent/yes	53,5%

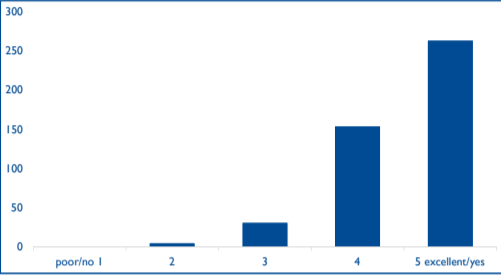
Was the presented information well balanced and consistently supported by a valid scientific evidence base?



94,1%
% Good / Excellent (score 4/5 or 5/5)

Rating	Percentage
1	0,2%
2	0,2%
3	5,5%
4	35,7%
5 excellent/yes	58,3%

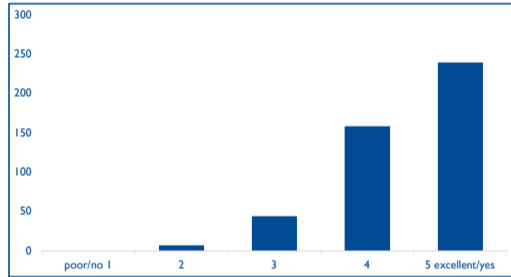
Was there adequate time available for discussions, questions & answers and learner engagement?



91,5%
% Good / Excellent (score 4/5 or 5/5)

Rating	Percentage
1	0,2%
2	1,3%
3	7,0%
4	33,8%
5 excellent/yes	57,6%

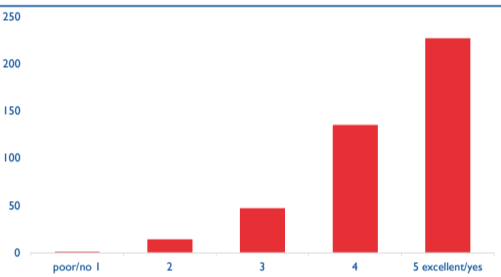
The EVC educational activities increased my theoretical knowledge in vascular surgery/medicine



88,1%
% Good / Excellent (score 4/5 or 5/5)

Rating	Percentage
1	0,2%
2	1,8%
3	9,9%
4	35,1%
5 excellent/yes	53,0%

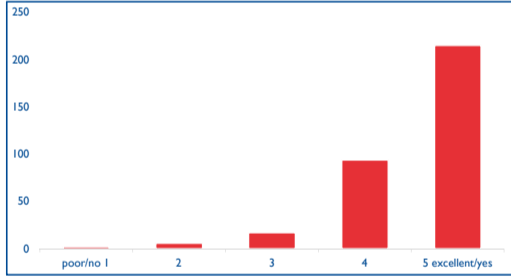
The EVC educational activities increased my practical knowledge and skills in vascular surgery/medicine



84,8%
% Good / Excellent (score 4/5 or 5/5)

Rating	Percentage
1	0,5%
2	3,5%
3	11,2%
4	31,7%
5 excellent/yes	53,1%

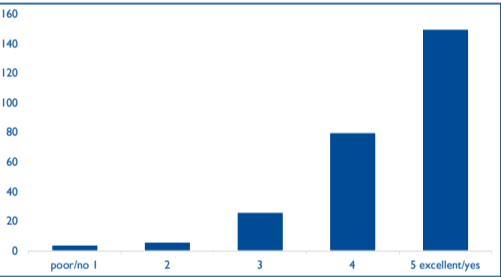
The arterial workshops were important for training



92,5%
% Good / Excellent (score 4/5 or 5/5)

Rating	Percentage
1	0,6%
2	1,8%
3	5,1%
4	28,1%
5 excellent/yes	64,4%

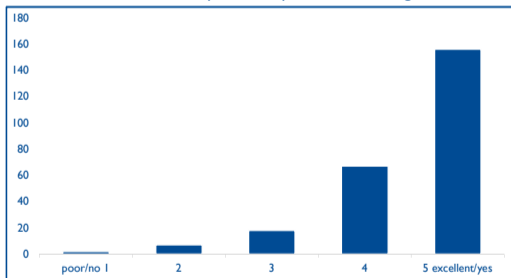
The venous workshops were important for training



86,5%
% Good / Excellent (score 4/5 or 5/5)

Rating	Percentage
1	1,5%
2	2,3%
3	9,8%
4	30,1%
5 excellent/yes	56,4%

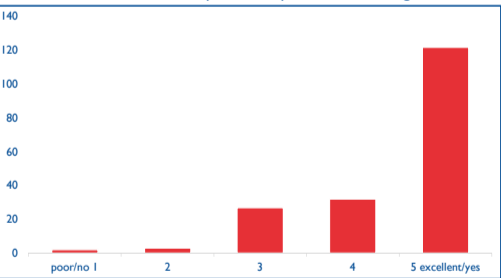
The vascular access workshops were important for training



89,2%
% Good / Excellent (score 4/5 or 5/5)

Rating	Percentage
1	0,8%
2	2,8%
3	7,2%
4	26,8%
5 excellent/yes	62,4%

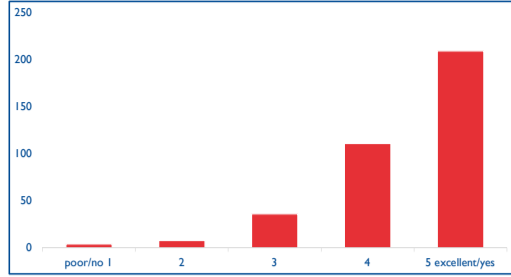
The cardiovascular workshops were important for training



82,8%
% Good / Excellent (score 4/5 or 5/5)

Rating	Percentage
1	1,1%
2	1,6%
3	14,5%
4	17,2%
5 excellent/yes	65,6%

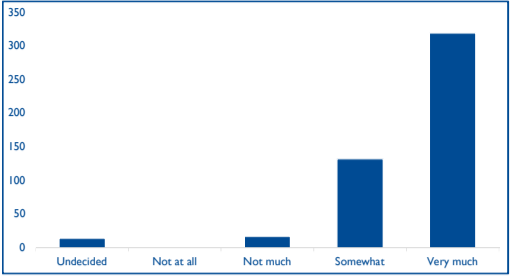
The speakers corner had significant educational value



87,0%
% Good / Excellent (score 4/5 or 5/5)

Rating	Percentage
1	1,1%
2	2,2%
3	9,8%
4	30,2%
5 excellent/yes	56,8%

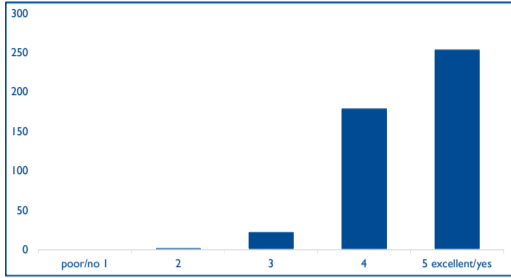
Will the information you learned be implemented in your practice?



93,4%
% Somewhat/Very much

Implementation Level	Percentage
Undecided	2,9%
Not at all	0,2%
Not much	3,5%
Somewhat	27,3%
Very much	66,0%

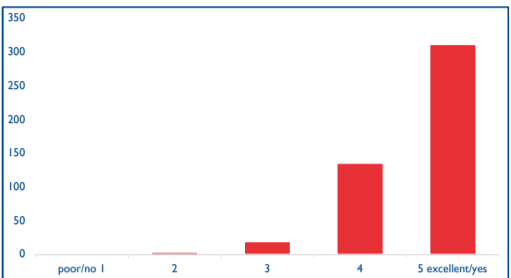
The quality of the speakers was?



94,4%
% Good / Excellent (score 4/5 or 5/5)

Rating	Percentage
1	0,0%
2	0,7%
3	5,0%
4	39,0%
5 excellent/yes	55,3%

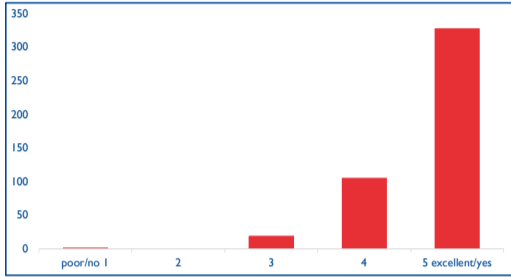
The EVC meeting was well organized?



95,1%
% Good / Excellent (score 4/5 or 5/5)

Rating	Percentage
1	0,2%
2	0,6%
3	4,1%
4	28,8%
5 excellent/yes	66,3%

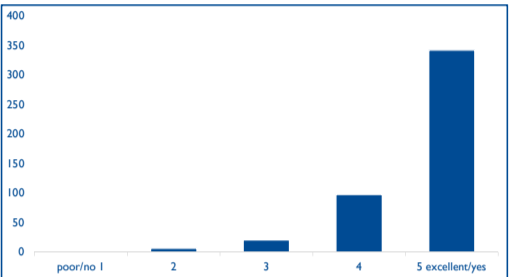
I recommend EVC as an important training and education meeting



94,4%
% Good / Excellent (score 4/5 or 5/5)

Rating	Percentage
1	0,6%
2	0,4%
3	4,5%
4	23,2%
5 excellent/yes	71,2%

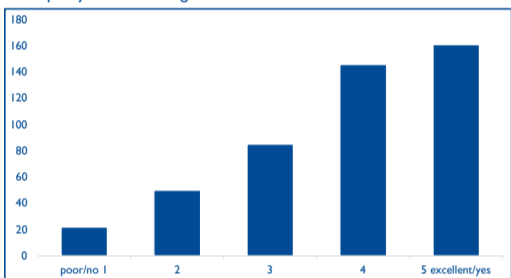
The location (venue) of EVC was appropriate for the congress



93,8%
% Good / Excellent (score 4/5 or 5/5)

Rating	Percentage
1	0,2%
2	1,5%
3	4,5%
4	20,9%
5 excellent/yes	72,9%

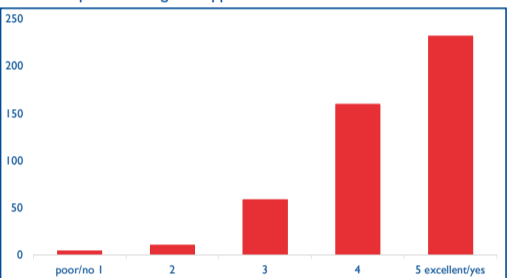
The quality of the catering was



66,2%
% Good / Excellent (score 4/5 or 5/5)

Rating	Percentage
1	4,7%
2	10,8%
3	18,3%
4	31,5%
5 excellent/yes	34,7%

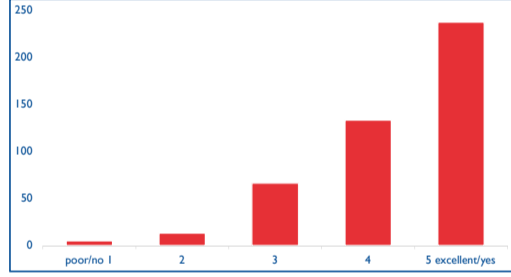
The set-up of the congress App:



83,5%
% Good / Excellent (score 4/5 or 5/5)

Rating	Percentage
1	1,3%
2	2,5%
3	12,7%
4	34,1%
5 excellent/yes	49,4%

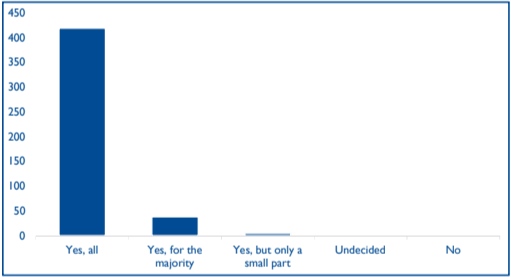
Was the app user-friendly?



81,5%
% Good / Excellent (score 4/5 or 5/5)

Rating	Percentage
1	1,1%
2	2,9%
3	14,5%
4	29,3%
5 excellent/yes	52,2%

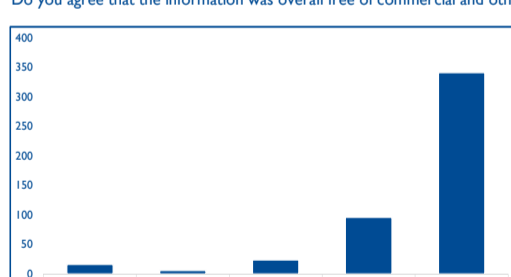
Did all the faculty members provide their potential conflict of interest declaration with the sponsor(s) as a second slide of their presentation?



98,5%
% Yes

Answer	Percentage
Yes, all	90,3%
Yes, for the majority	8,2%
Yes, but only a small part	1,1%
Undecided	0,0%
No	0,4%

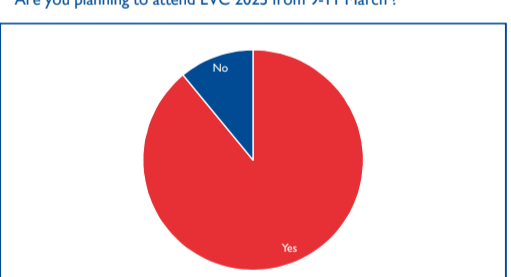
Do you agree that the information was overall free of commercial and other bias?



90,5%
% Rather agree / Strongly agree

Agreement Level	Percentage
Undecided	3,3%
Strongly disagree	1,2%
Rather disagree	5,0%
Rather agree	19,9%
Strongly agree	70,6%

Are you planning to attend EVC 2025 from 9-11 March ?



89,0%
% Yes

Response	Percentage
Yes	89,0%
No	11,0%