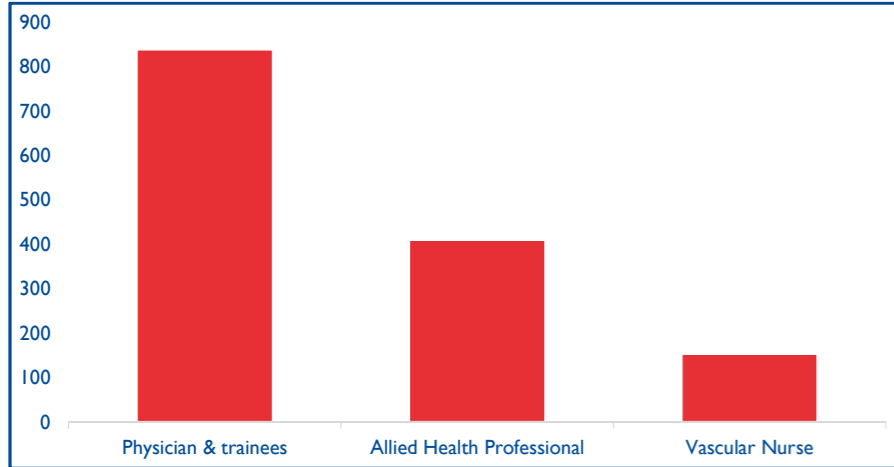


Statistics

26th European Vascular Course
 6th European Cardiovascular Course

Participants by Category



1403
 Total Participants

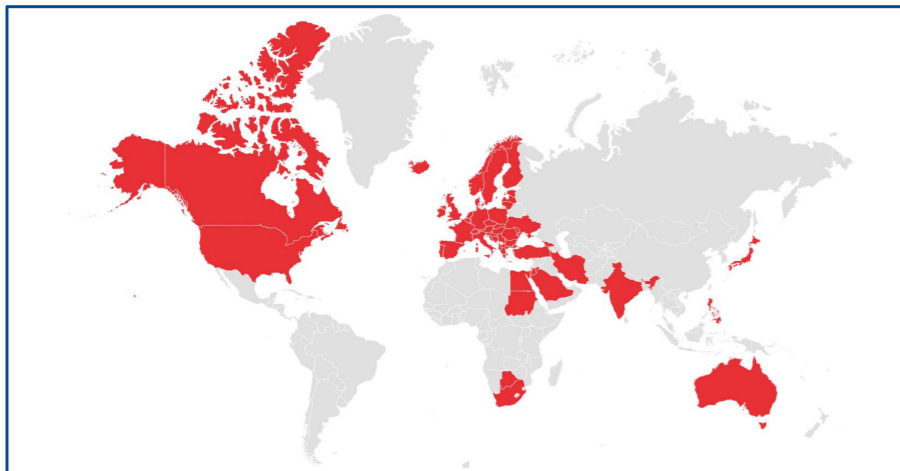
Physician & trainees	839	59,8%
Allied Health Professional	410	29,2%
Vascular Nurse	154	11,0%

Partners



36
 Partners

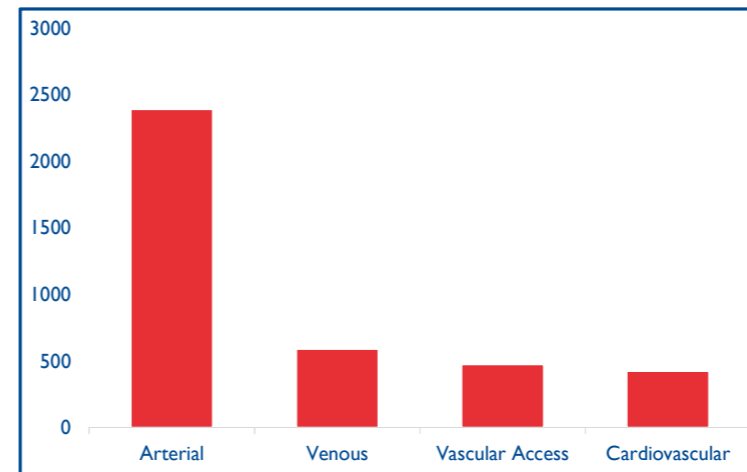
Participants: Geographical breakdown



53
 Countries

Europe	1272	90,7%
Asia	92	6,6%
Africa	27	1,9%
North America	11	0,8%
Oceania	1	0,1%
South America	0	0,0%

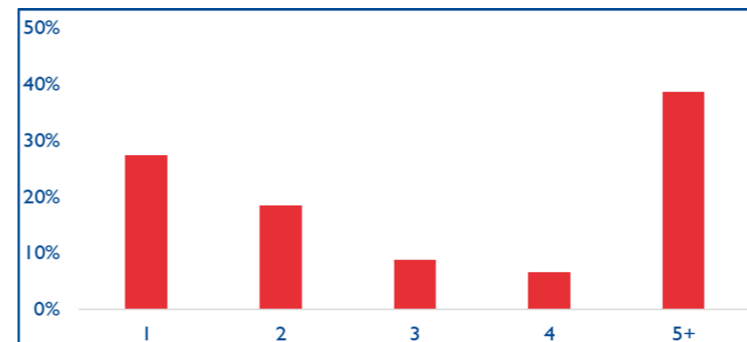
Workshop seats



315
 Workshops

	Workshop seats
Arterial	2394
Venous	595
Vascular Access	480
Cardiovascular	428
Total	3897

Workshop bookings per participant



- Albania
- Belgium
- Bulgaria
- Czech Republic
- Estonia
- France
- Greece
- India
- Israel
- Jordan
- Luxembourg
- Norway
- Portugal
- Saudi Arabia
- Slovakia
- Spain
- Switzerland
- United Kingdom
- Australia
- Bosnia and Herzegovina
- Canada
- Denmark
- Faroe Islands
- Georgia
- Hungary
- Iran
- Italy
- Latvia
- Netherlands
- Philippines
- Moldova
- Serbia
- Slovenia
- Sudan
- Turkey
- United States of America
- Austria
- Botswana
- Croatia
- Egypt
- Finland
- Germany
- Iceland
- Ireland
- Japan
- Lithuania
- North Macedonia
- Poland
- Romania
- Singapore
- South Africa
- Sweden
- Ukraine