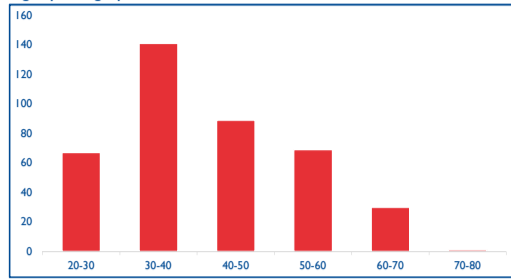


# Questionnaire

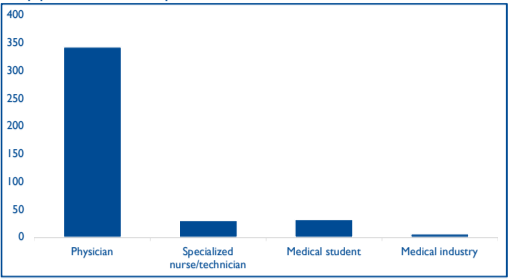
Age by Category



**45**  
Age (Mean)

Age Category	Percentage
20-30	16,9%
30-40	35,5%
40-50	22,4%
50-60	17,4%
60-70	7,6%
70-80	0,3%

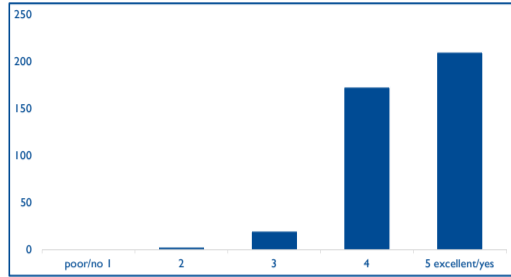
My professional activity is:



**90,7%**  
Health Care Providers

Professional Activity	Percentage
Physician	83,4%
Specialized nurse/technician	7,3%
Medical student	7,8%
Medical industry	1,5%

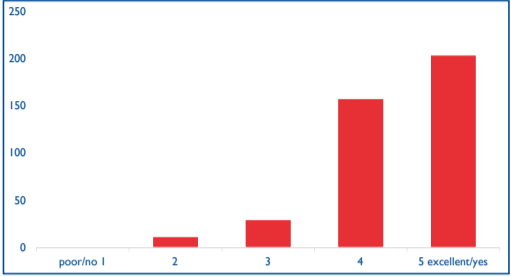
How do you rate the content of this year's EVC in general?



**94%**  
% Good / Excellent ( score 4/5 or 5/5 )

Rating	Percentage
1 (poor/no)	0,0%
2	0,7%
3	4,9%
4	42,6%
5 (excellent/yes)	51,7%

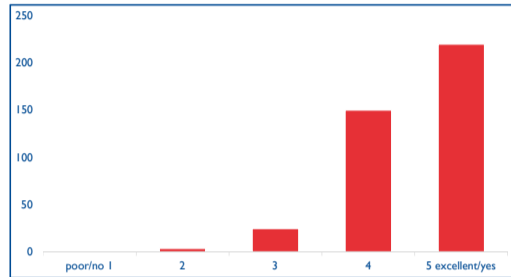
Did the event fulfil your educational goals and expected learning outcomes?



**89,6%**  
% Good / Excellent ( score 4/5 or 5/5 )

Rating	Percentage
1 (poor/no)	0,0%
2	3,0%
3	7,4%
4	39,1%
5 (excellent/yes)	50,5%

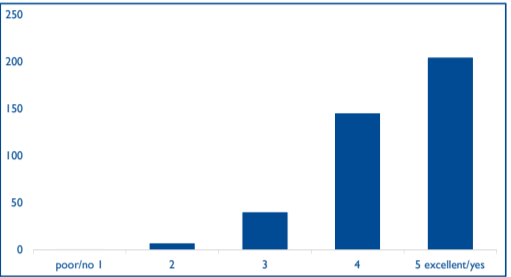
Was the presented information well balanced and consistently supported by a valid scientific evidence base?



**92,7%**  
% Good / Excellent ( score 4/5 or 5/5 )

Rating	Percentage
1 (poor/no)	0,0%
2	1,0%
3	6,3%
4	37,6%
5 (excellent/yes)	55,1%

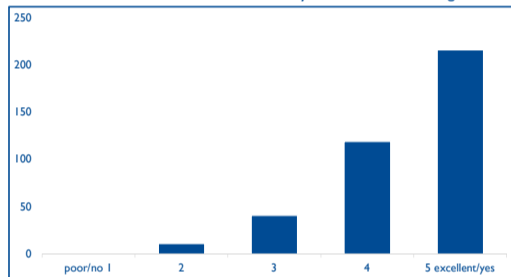
Was there adequate time available for discussions, questions & answers and learner engagement?



**87,5%**  
% Good / Excellent ( score 4/5 or 5/5 )

Rating	Percentage
1 (poor/no)	0,2%
2	2,0%
3	10,2%
4	36,4%
5 (excellent/yes)	51,1%

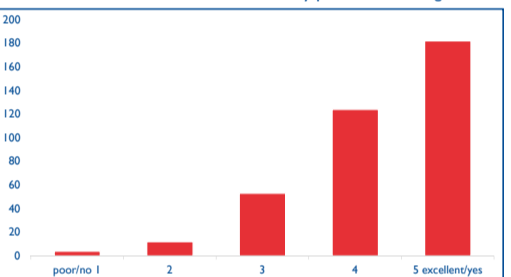
The EVC educational activities increased my theoretical knowledge in vascular surgery/medicine



**86,3%**  
% Good / Excellent ( score 4/5 or 5/5 )

Rating	Percentage
1 (poor/no)	0,3%
2	2,8%
3	10,6%
4	30,7%
5 (excellent/yes)	55,7%

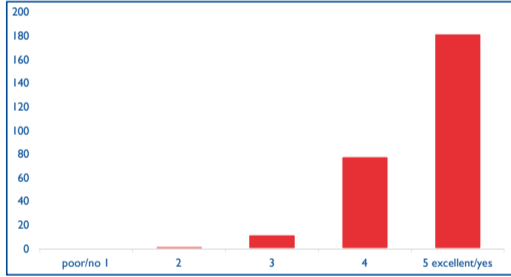
The EVC educational activities increased my practical knowledge and skills in vascular surgery/medicine



**81,6%**  
% Good / Excellent ( score 4/5 or 5/5 )

Rating	Percentage
1 (poor/no)	1,1%
2	3,2%
3	14,1%
4	33,1%
5 (excellent/yes)	48,5%

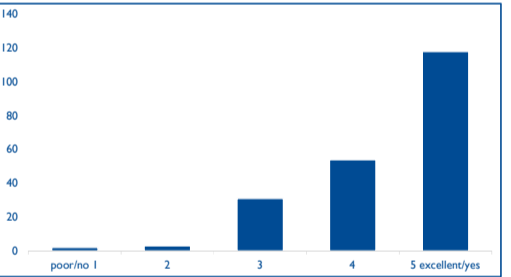
The arterial workshops were important for training



**94,9%**  
% Good / Excellent ( score 4/5 or 5/5 )

Rating	Percentage
1 (poor/no)	0,0%
2	0,7%
3	4,4%
4	28,5%
5 (excellent/yes)	66,4%

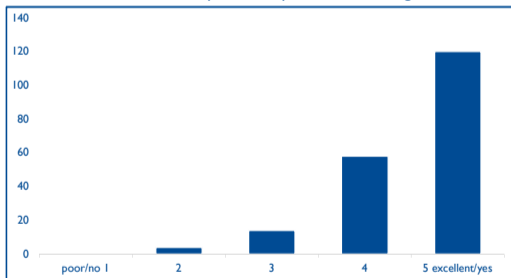
The venous workshops were important for training



**82,7%**  
% Good / Excellent ( score 4/5 or 5/5 )

Rating	Percentage
1 (poor/no)	1,0%
2	1,4%
3	14,9%
4	26,0%
5 (excellent/yes)	56,7%

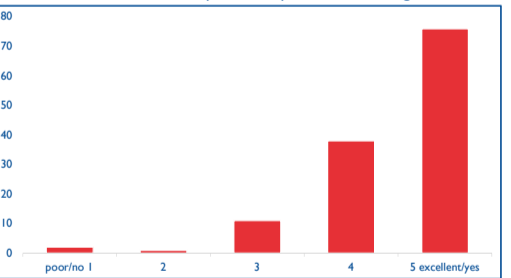
The vascular access workshops were important for training



**90,8%**  
% Good / Excellent ( score 4/5 or 5/5 )

Rating	Percentage
1 (poor/no)	0,0%
2	2,0%
3	7,1%
4	29,6%
5 (excellent/yes)	61,2%

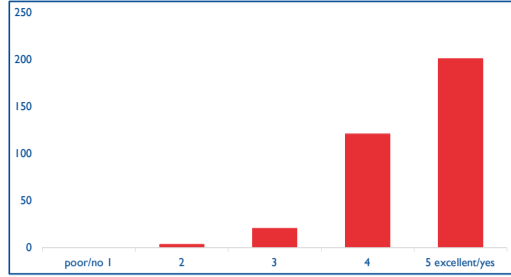
The cardiovascular workshops were important for training



**89,1%**  
% Good / Excellent ( score 4/5 or 5/5 )

Rating	Percentage
1 (poor/no)	1,6%
2	0,8%
3	8,6%
4	29,7%
5 (excellent/yes)	59,4%

The case discussions have significant educational value

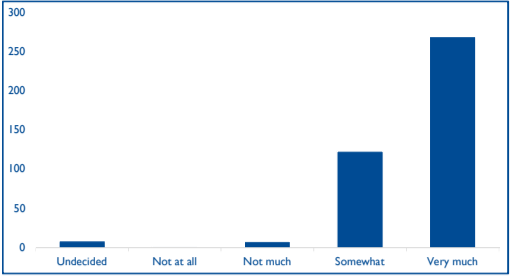


92,3%

% Good / Excellent ( score 4/5 or 5/5 )

poor/no I	0,0%
2	1,4%
3	6,3%
4	34,8%
5 excellent/yes	57,5%

Will the information you learned be implemented in your practice?

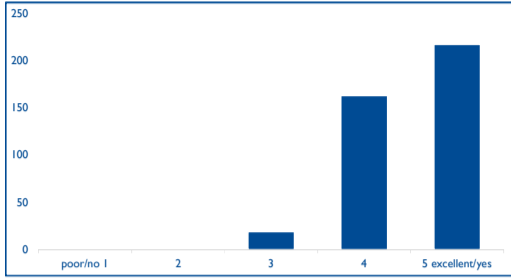


95,6%

% Somewhat/Very much

Undecided	2,2%
Not at all	0,2%
Not much	2,0%
Somewhat	30,0%
Very much	65,6%

The quality of the speakers was?

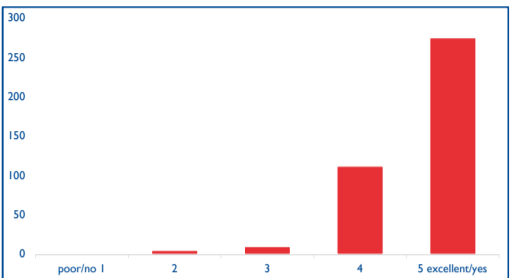


95,0%

% Good / Excellent ( score 4/5 or 5/5 )

poor/no I	0,0%
2	0,3%
3	4,8%
4	40,8%
5 excellent/yes	54,3%

The EVC meeting was well organized?

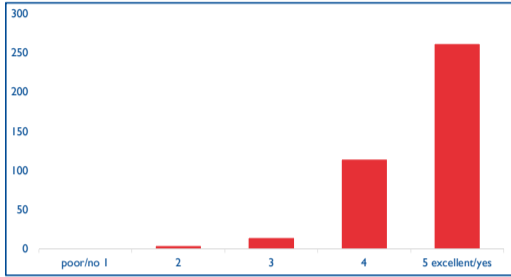


96,3%

% Good / Excellent ( score 4/5 or 5/5 )

poor/no I	0,0%
2	1,2%
3	2,5%
4	27,9%
5 excellent/yes	68,4%

I recommend EVC as an important training and education meeting

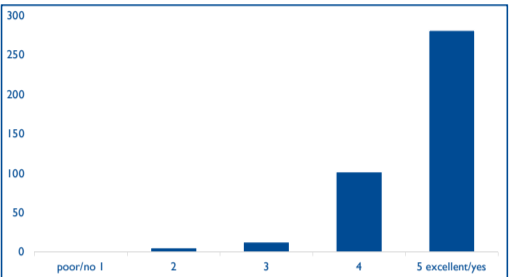


94,7%

% Good / Excellent ( score 4/5 or 5/5 )

poor/no I	0,3%
2	1,3%
3	3,8%
4	28,9%
5 excellent/yes	65,8%

The location (venue) of EVC was appropriate for the congress

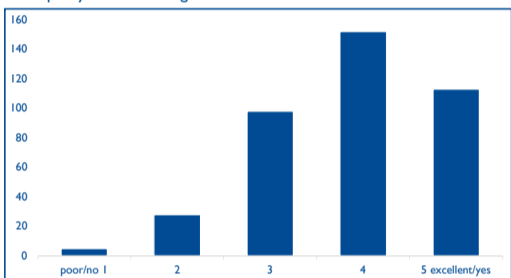


95,0%

% Good / Excellent ( score 4/5 or 5/5 )

poor/no I	0,2%
2	1,5%
3	3,2%
4	25,2%
5 excellent/yes	69,8%

The quality of the catering was

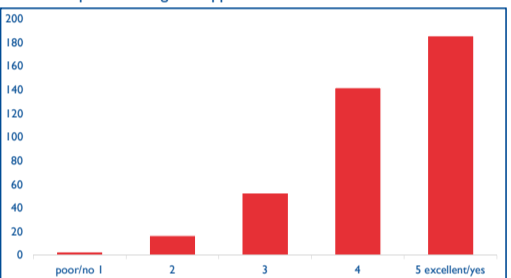


66,9%

% Good / Excellent ( score 4/5 or 5/5 )

poor/no I	1,3%
2	7,1%
3	24,7%
4	38,4%
5 excellent/yes	28,5%

The set-up of the congress App:

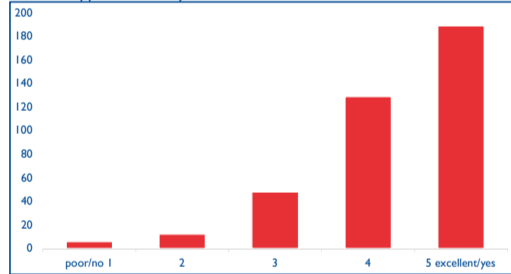


81,8%

% Good / Excellent ( score 4/5 or 5/5 )

poor/no I	0,7%
2	4,2%
3	13,2%
4	35,4%
5 excellent/yes	46,4%

Was the app user-friendly?

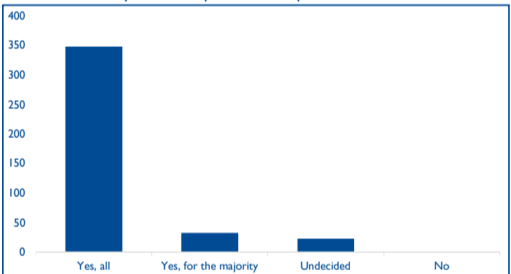


82,8%

% Good / Excellent ( score 4/5 or 5/5 )

poor/no I	1,6%
2	3,1%
3	12,5%
4	33,6%
5 excellent/yes	49,2%

Did all the faculty members provide their potential conflict of interest declaration with the sponsor(s) as a second slide of their presentation?

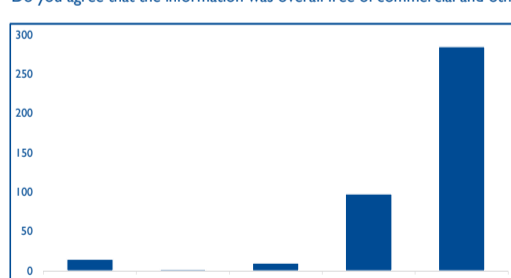


93,6%

% Yes

Yes, all	85,3%
Yes, for the majority	8,3%
Undecided	5,9%
No	0,5%

Do you agree that the information was overall free of commercial and other bias?

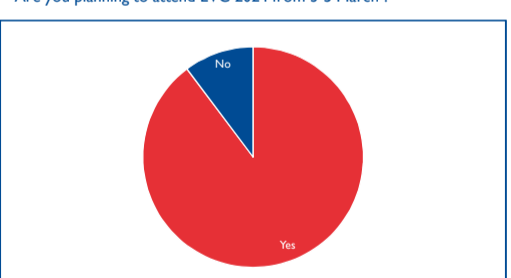


93,4%

% Rather agree / Strongly agree

Undecided	3,7%
Strongly disagree	0,5%
Rather disagree	2,4%
Rather agree	23,9%
Strongly agree	69,5%

Are you planning to attend EVC 2024 from 3-5 March ?



89,8%

% Yes

Yes	89,8%
No	10,2%