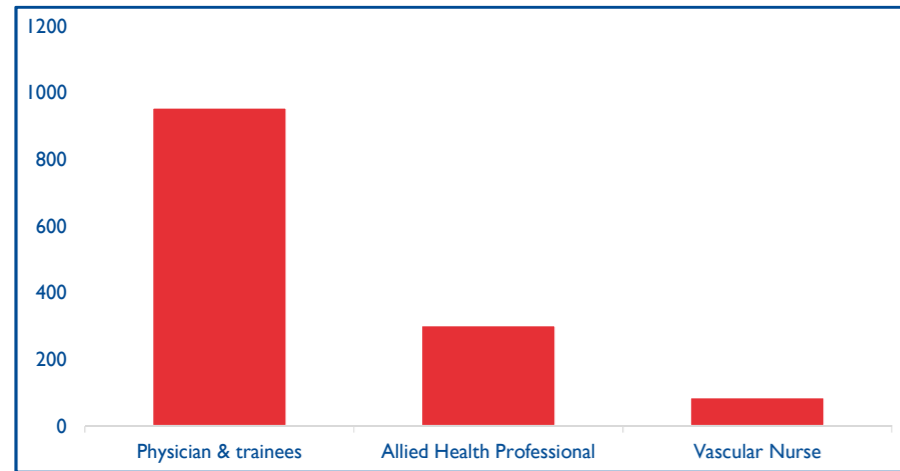


Statistics

Participants by Category



1347
 Total Participants

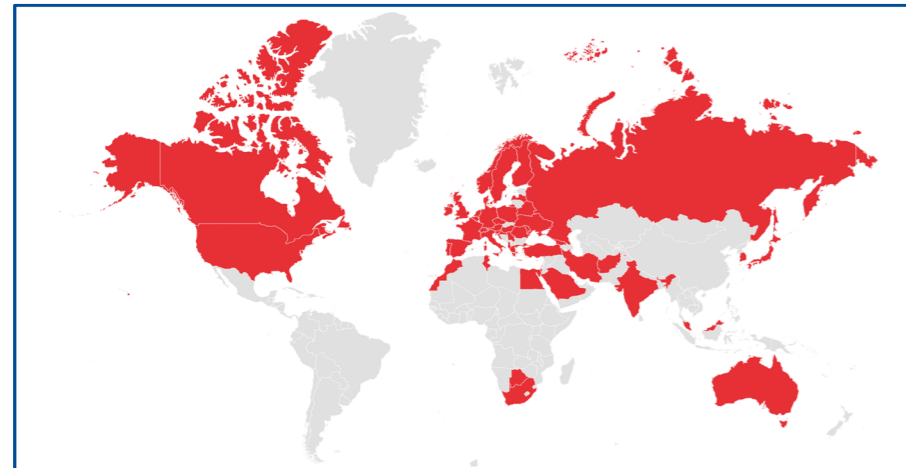
Physician & trainees	957	71,0%
Allied Health Professional	303	22,5%
Vascular Nurse	87	6,5%

Partners



53
 Partners

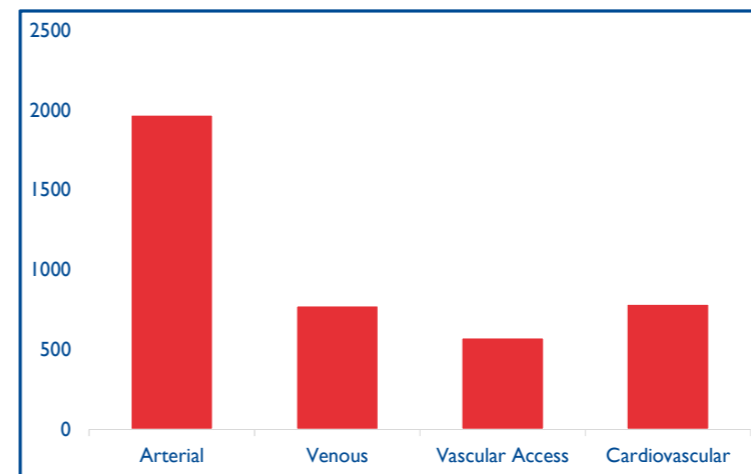
Participants: Geographical breakdown



51
 Countries

Europe	1240	92,1%
Asia	68	5,0%
Africa	22	1,6%
North America	14	1,0%
Oceania	3	0,2%
South America	0	0,0%

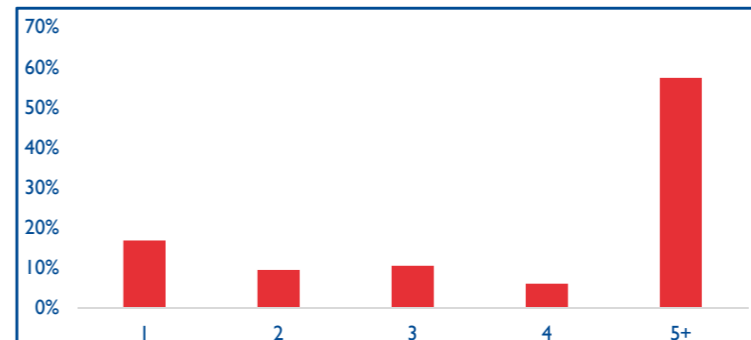
Workshops



361
 Workshops

	Workshop seats
Arterial	1973
Venous	779
Vascular Access	579
Cardiovascular	788
Total	4119

Number of attended workshops per participant



- Afghanistan
- Albania
- Armenia
- Australia
- Austria
- Belarus
- Belgium
- Botswana
- Canada
- Croatia
- Czech Republic
- Denmark
- Egypt
- Finland
- France
- Georgia
- Germany
- Greece
- Hungary
- India
- Iran
- Ireland
- Israel
- Italy
- Japan
- Latvia
- Malaysia
- Malta
- Morocco
- Netherlands
- Norway
- Poland
- Portugal
- South-Korea
- Moldova
- Romania
- Russian Federation
- Saudi Arabia
- Serbia
- Singapore
- Slovenia
- South Africa
- Spain
- Sweden
- Switzerland
- Tunisia
- Turkey
- Ukraine
- United Kingdom
- United States of America
- Hongkong