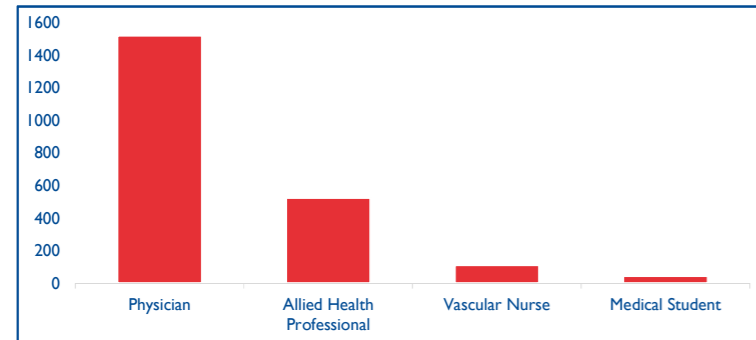


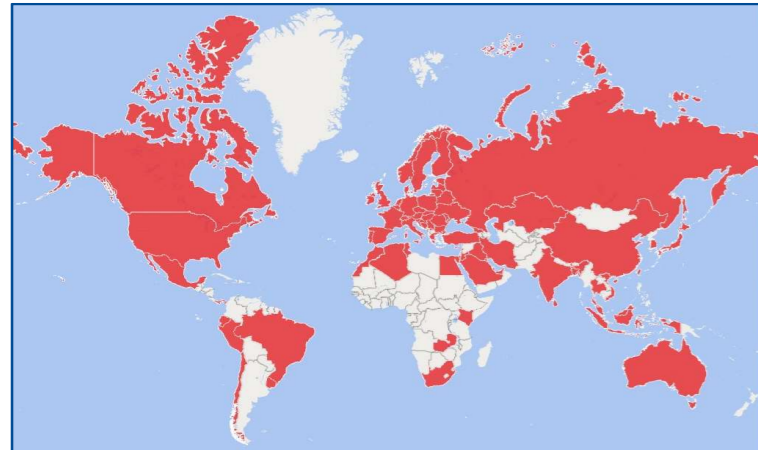
## Participants by Category



**2198**  
Total Participants

Physician	1520	69,2%
Allied Health Professional	524	23,8%
Vascular Nurse	110	5,0%
Medical Student	44	2,0%

## Participants: Geographical breakdown



**80**  
Countries

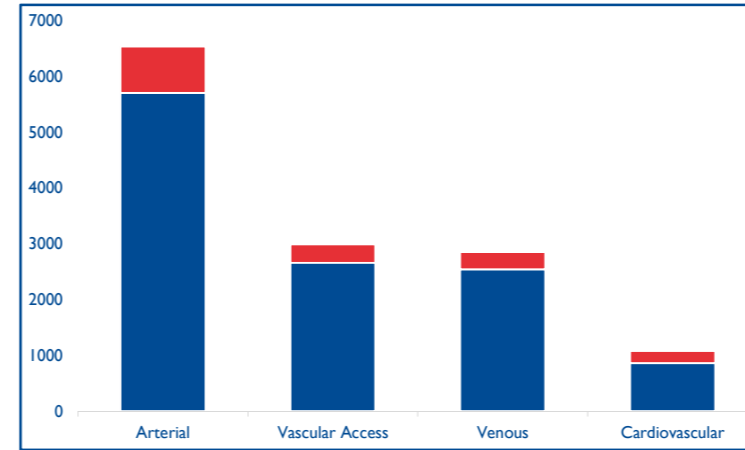
Europe	1911	86,9%
Asia	149	6,8%
Africa	63	2,9%
North America	47	2,1%
South America	21	1,0%
Oceania	7	0,3%

## Partners



**48**  
Medical Companies

## Workshops seats



**148**  
Workshop slots

**121**  
Unique Workshops

**13461**  
Unique workshop seats

	Digital seats	Observational seats
Arterial	834	5708
Vascular Access	327	2662
Venous	309	2543
Cardiovascular	217	861
<b>Total</b>	<b>1687</b>	<b>11774</b>